

xed

LOADED ENCLOSURES



XE10SU / XE10DU

XE12SU / XE12DU

**QUICK REFERENCE
GUIDE**

Cerwin Vega Mobile Subwoofers

Congratulations for purchasing Cerwin Vega Mobile subwoofers for your car audio system. You have chosen Cerwin Vega Mobile because you deserve the best!

Cerwin Vega Mobile subwoofers are designed and engineered to reproduce great sound quality for many years of listening enjoyment in your vehicle! We highly recommend that your new speakers be installed by an authorized Cerwin Vega Mobile dealer. Your authorized dealer can professionally assemble / disassemble the interior of your vehicle and set the proper subwoofer placement for ideal sound quality.

If you decide to install the subwoofers by yourself, please thoroughly read through this manual before getting started. This manual will help familiarize yourself with these speakers and guide you through the installation process and procedures.

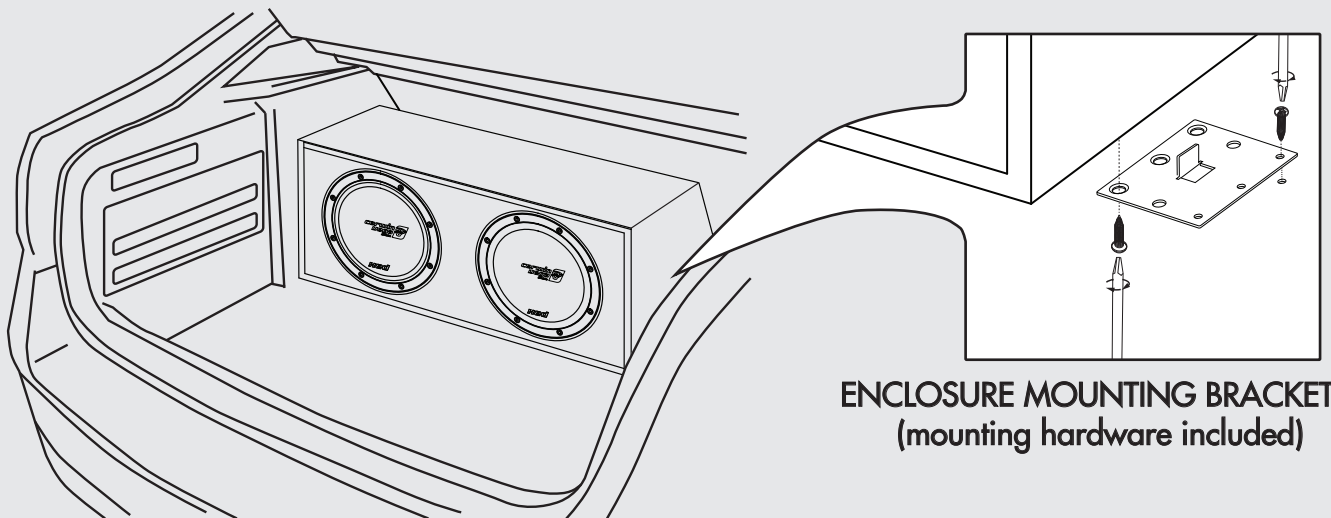
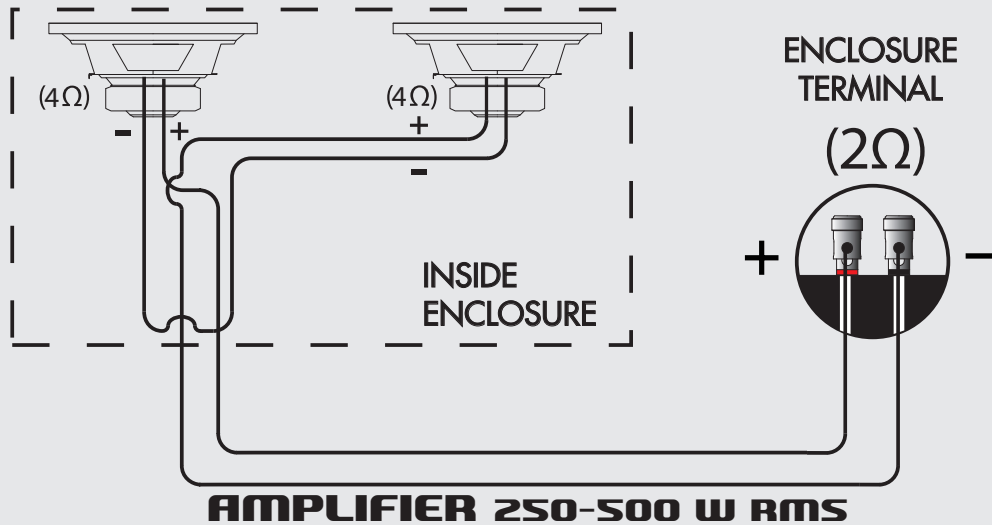
Please contact your local authorized Cerwin Vega Mobile dealer if you have any questions regarding the instructions in this manual.

If you require additional assistance, please contact the Cerwin Vega Mobile Technical Support Department during business hours at 213-261-4161

SUBWOOFER CONNECTION

Wire the subwoofer terminal per the wiring diagram. Use minimum of 16 ga. wire (14 gauge is preferable) between the enclosure terminal and the amplifier. When wiring the subwoofer up to your system pay close attention to the polarity of the terminals on the enclosure. Make certain they correspond to the polarity of the subwoofer amplifier used

SUBWOOFER CONNECTIONS

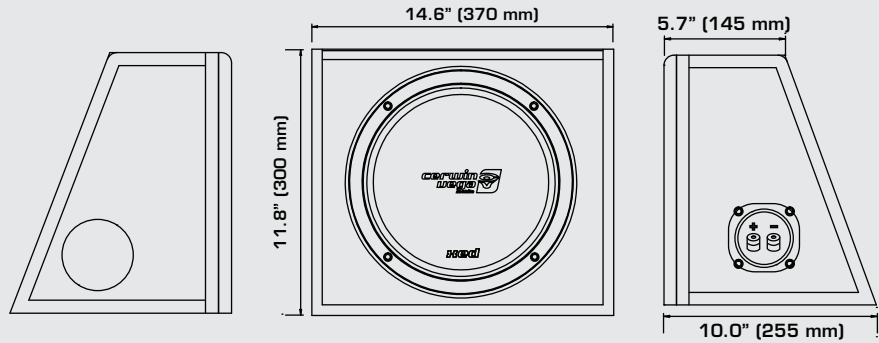


SUBWOOFER PLACEMENT

Placement is important as you need to develop "wavelength" to get the most bass output from your NEW Cerwin Vega Mobile - loaded subwoofer enclosure. See drawing above. **NOTE:** Make sure to secure the subwoofer enclosure as these woofers move a LOT of air and the enclosure will bounce around under high output settings.

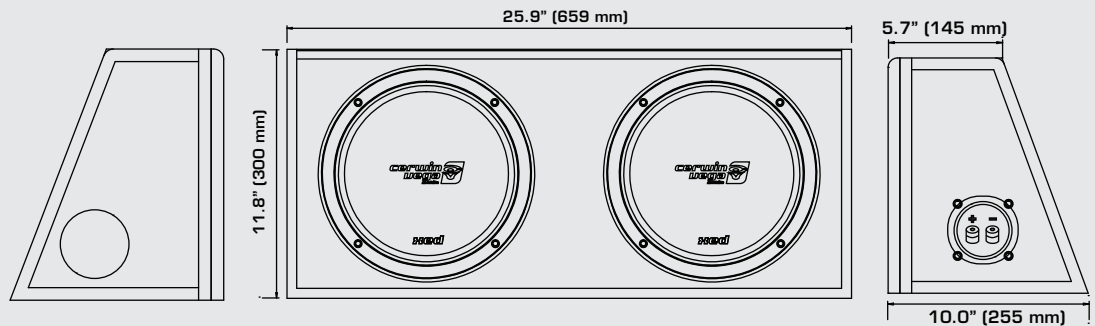
XE10SV

XE10SV Single 10" inch Subwoofer
 Nominal Impedance (Ohms) 2 Ω
 Power Handling (Watts)
 225 RMS / 800 Max
 Overall Dimensions
 (LxWxH) 14.6" x 10.0" x 11.8"
 (370mm x 255mm x 300mm)



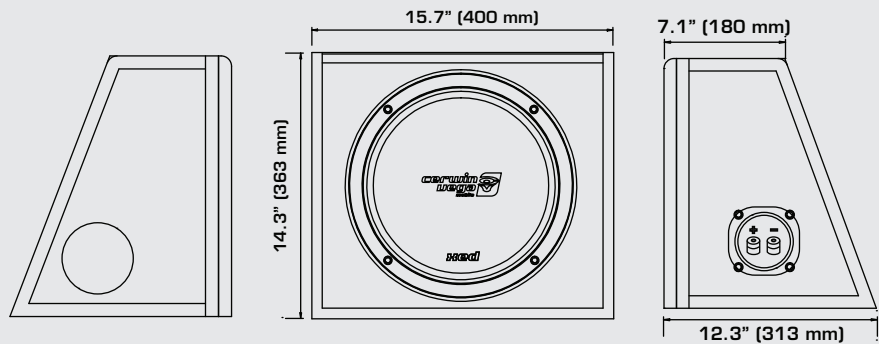
XE10DV

XE10SV Dual 10" inch Subwoofers
 Nominal Impedance (Ohms) 2 Ω
 Power Handling (Watts)
 450 RMS / 1600 Max
 Overall Dimensions
 (LxWxH) 25.9" x 10.0" x 11.8"
 (659mm x 255mm x 300mm)



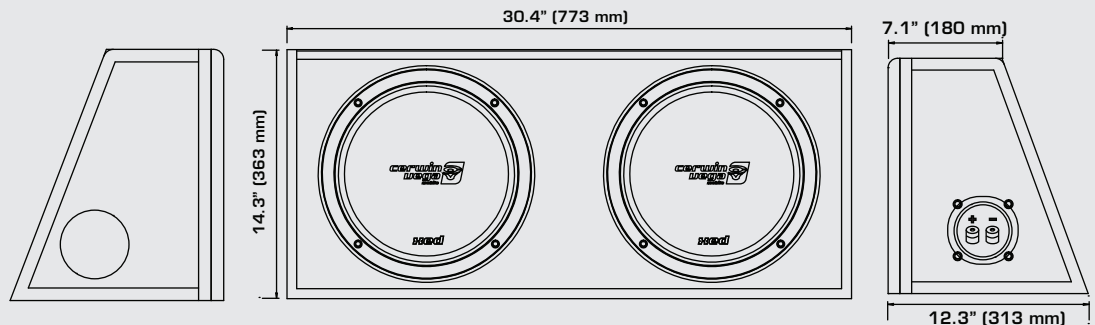
XE12SV

XE12SV Single 12" inch Subwoofer
 Nominal Impedance (Ohms) 2 Ω
 Power Handling (Watts)
 225 RMS / 800 Max
 Overall Dimensions
 (LxWxH) 15.7" x 12.3" x 14.3"
 (400mm x 313mm x 363mm)



XE12DV

H6E12DV Dual 12" inch Subwoofers
 Nominal Impedance (Ohms) 2 Ω
 Power Handling (Watts)
 450 RMS / 1600 Max
 Overall Dimensions
 (LxWxH) 30.4" x 12.3" x 14.3"
 (773mm x 313mm x 363mm)



Warranty

Thank you for purchasing a Cerwin Vega Mobile product and we hope to provide you with countless hours of listening enjoyment.

Please take a brief moment to register your new product. By registering your new product, you will receive benefits such as:

- Important product notifications that may pertain to your purchase.
- Confirmation and record of ownership in case of loss or theft.
- Knowledgeable customer service and technical assistance pertaining to your product.

Register your new product by completely filling out this Product and Warranty Registration card or register online at www.cerwinvegamobile.com.

Registration is voluntary and failure to register will not diminish your limited warranty rights.

Limited Warranty (U.S.A.)

Cerwin Vega Mobile warrants all of our amplifiers and speakers to be free of defects in materials and workmanship for a period of one (1) year.

This warranty is non-transferable and applies only to the original purchaser from an authorized Cerwin Vega Mobile dealer. If service is required and necessary under this warranty due to manufacturing defect or malfunction, then Cerwin Vega Mobile will repair and/or replace defective product with either new or remanufactured like product at no charge at our discretion.

Damage to product caused by the following will not be covered under this warranty: abuse, accident, misuse, neglect, modifications, repairing attempts, seller/installer misrepresentation.

This warranty does not cover any incidental, consequential, or cosmetic damage due to accidents or normal wear and tear, nor does it cover the cost of removing or reinstallation of the product.

Warranty is void if the product's serial number has been removed, defaced, and/or tampered with.

Warranty Procedure:

We recommend that you contact your Cerwin Vega Mobile authorized dealer where your original purchase was made to initiate all warranty claims. Our authorized dealers can guide you through the warranty procedure to ensure that your claim will be processed in a timely manner. All warranty returns must be accompanied with a proof of purchase (a copy of the original sales receipt) and be shipped freight prepaid to our facility with an RA (Return Authorization) number clearly marked on the outside of the package. Direct returns from consumers or non-authorized dealers will be refused if shipped without a valid RA number authorized by Cerwin Vega Mobile beforehand.

INTERNATIONAL

Products purchased outside of the U.S.A. are covered only by that country's distributor and not by Cerwin Vega Mobile U.S.A.

Please Ship All Warranty Claims With Pre-Authorized RA Number To:

CV&DA Holdings, Inc.
ATTN: Customer Service Department
3761 S. Hill St.
Los Angeles, CA 90007 USA

Please Contact Customer Service for Further Warranty Information:

U.S.A.
Tel: 213-261-4161 / Fax: 213-947-4767



**3761 South Hill Street
Los Angeles 90007, USA
P 213-261-4161 / F 213-947-4767**

WWW.CERWINVEGAMOBILE.COM

**©2019 Cerwin Vega Mobile All rights reserved.
(a division of CV & DA Holdings, Inc.)**