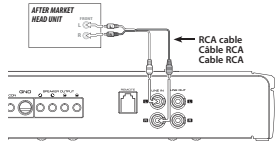


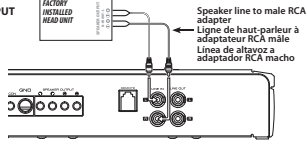


## Connection / Raccordements / Conexiones

- RCA INPUT connection
- Raccordement RCA INPUT
- Conexión RCA INPUT



- SPEAKER INPUT connection
- Raccordement SPEAKER INPUT
- Conexión SPEAKER INPUT



- About the Lead Terminals
  - 1. Wire Thicknesses
- You can use wires with the following thicknesses:
- |                              |                |
|------------------------------|----------------|
| Battery wire and ground wire | AWG 4 – AWG 6  |
| Speaker wire                 | AWG 8 – AWG 16 |

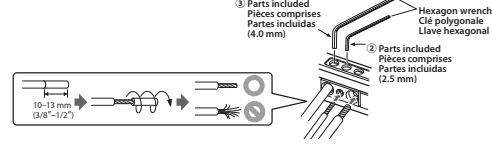
- 2. Strip the wire
  - 3. Install the wire
- Make a cut in the wire sheath (insulator made from vinyl, etc.) at the position 10-13 mm (3/8"-1/2") away from the end of the wire, and then remove the unnecessary portion of the sheath by twisting it.
- Loosen the screw using the supplied hexagon wrench. Insert the conductor of the wire in the terminal hole, and then tighten the screw.

- À propos des bornes de câble
  - 1. Épaisseurs des câbles
- Vous pouvez utiliser des câbles aux épaisseurs suivantes.
- |                                     |                |
|-------------------------------------|----------------|
| Câble de batterie et câble de masse | AWG 4 – AWG 6  |
| Câble d'altavoz                     | AWG 8 – AWG 16 |

- 2. Dénuder le câble
  - 3. Installer le câble
- Coupez la gaine du câble isolant en vinyl, etc.) à environ 10-13 mm (3/8"-1/2") de l'extrémité du câble, puis enlève la portion de gaine inutile en la faisant tourner dans vos doigts.
- Desenroza a vis a la aide de la clé hexagonal suministrada. Inserte el conductor del cable dans orificio de la borne, puis serrez la vis.

- Acerca de los terminales conductores
  - 1. Grososores de cables
- Puede utilizar cables con los siguientes grososores:
- |                                    |                |
|------------------------------------|----------------|
| Cable de batería y cable de tierra | AWG 4 – AWG 6  |
| Cable de altavoz                   | AWG 8 – AWG 16 |

- 2. Pele el cable
  - 3. Instale el cable
- Corte la gaine del revestimiento del cable (aislante de vinilo, etc.) a 10-13 mm (3/8"-1/2") del extremo del cable y, a continuación, retire la parte innecesaria del revestimiento torciéndolo.
- Ataje el tornillo con la llave hexagonal suministrada. Inserte el conductor del cable en el orificio del terminal y apriete el tornillo.



**FCC WARNING**  
**FCC WARNING** may generate or use radio frequency energy. Changes or modifications to this equipment may cause harmful interference unless the modifications are expressly approved in the instruction manual. The user could lose the authority to operate this equipment if an unauthorized change or modification is made.

**FCC NOTE**  
 This equipment has been tested and found to comply with the limits for a Class B digital device, pursuant to Part 15 of the FCC Rules. These limits are designed to provide reasonable protection against harmful interference in a residential installation. This equipment may cause harmful interference to radio communications, if it is not installed and used in accordance with the instructions. However, there is no guarantee that interference will not occur in a particular installation. If this equipment does cause harmful interference to radio or television reception, which can be determined by turning the equipment off and on, the user is encouraged to try to correct the interference by one or more of the following measures:

- Reorient or relocate the receiving antenna.
- Increase the separation between the equipment and receiver.
- Connect the equipment into an outlet on a circuit different from that to which the receiver is connected.
- Consult the dealer or an experienced radio/TV technician for help.

**For Argentina**  
**Información acerca de la eliminación de equipos eléctricos y electrónicos al final de la vida útil (aplicable a los países que hayan adoptado sistemas independientes de recogida de residuos)**

Los productos con el símbolo de un contenedor con ruedas tachado no podrán ser desechados como residuos domésticos. Los equipos eléctricos y electrónicos al final de la vida útil, deberán ser reciclados en instalaciones que puedan dar el tratamiento adecuado a estos productos y a sus subproductos residuales correspondientes. Fórmase en contacto con su administración local para obtener información sobre el punto de recogida más cercano. Un tratamiento correcto del reciclaje y la eliminación de residuos ayuda a conservar los recursos y evita al mismo tiempo efectos perjudiciales en la salud y el medio ambiente.

## Troubleshooting Guide

**What might appear to be a malfunction in your unit may just be the result of slight misoperation or miswiring. Before calling service, first check the following table for possible problems.**

PROBLEM	POSSIBLE CAUSE	SOLUTION
<b>No sound. (No sound from one side.) (Blown fuse.)</b>	• Input (or output) cables are disconnected. • Protection circuit may be activated. • Volume is too high. • The speaker cord is shorted.	• Connect the input (or output) cables. • Check connections by referring to "Protection function". • Replace the fuse and use lower volume. • After check the speaker cord and fixing the cause of the short, replace the fuse.
<b>The output level is too small (or too large).</b>	• The input sensitivity adjusting control is not set to the correct position.	• Adjust the control correctly referring to «Controls».
<b>The sound quality is bad. (The sound is distorted.)</b>	• The speakers wire are connected with wrong (+/-) polarity. • A speaker wire is pinched by a screw in the car body. • The switches may be set improperly.	• Connect them properly checking the (+/-) of the terminals and wires well. • Connect the speaker wire again so that it is not pinched by anything. • Set switches properly by referring to «Controls».

## Guide de dépannage

**Ce qui peut apparaître comme un mauvais fonctionnement de votre appareil n'est peut-être que le résultat d'une mauvaise opération ou d'une mauvaise connexion. Avant d'appeler un centre de service, vérifiez d'abord dans le tableau suivant les problèmes possibles.**

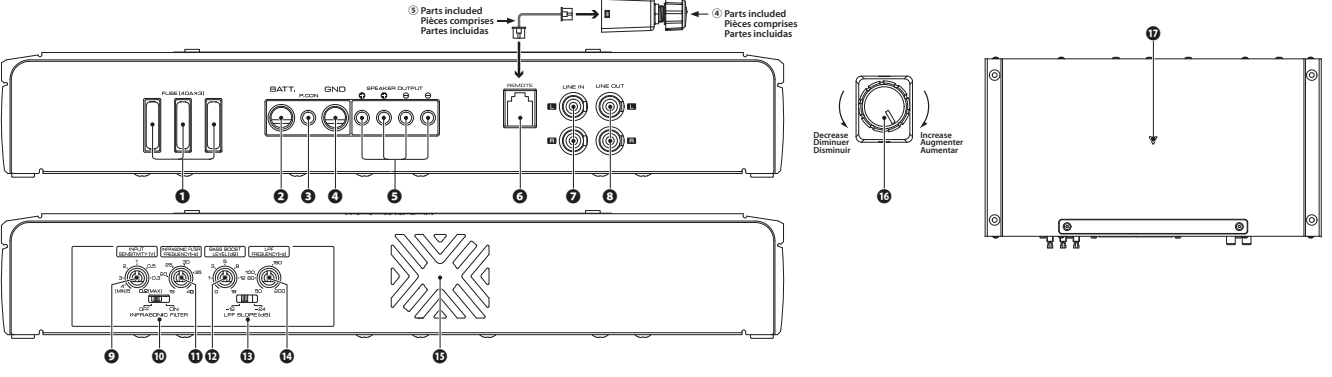
PROBLÈME	CAUSE POSSIBLE	SOLUTION
<b>Absence de sons. (Pas de son d'un côté.) (Fusible grillé.)</b>	• Les câbles d'entrée (ou de sortie) sont débranchés. • Le circuit de protection peut être actionné. • Le volume est trop fort. • Les fils de raccordement d'enceinte sont courts-circuités.	• Branchez les câbles d'entrée (ou de sortie). • Vérifiez les raccordements en se reportant au paragraphe «Fonction de protection». • Remplacez le fusible et utilisez un niveau de volume plus faible. • Après avoir vérifié le câble d'enceinte et réparé la cause du court-circuit, remplacez le fusible.
<b>Niveau de sortie trop faible (ou trop fort).</b>	• La commande de réglage de la sensibilité d'entrée n'est pas amenée sur la bonne position.	• Faire le réglage correctement en se reportant aux indications données en «Contrôles».
<b>La qualité sonore est mauvaise. (Le son est distordu.)</b>	• Les câbles de haut-parleur ont été raccordés en inversant la polarité (+/-). • Un câble de haut-parleur est pincé par une vis dans le châssis de la voiture. • Les commutateurs ne sont peut-être pas positionnés comme il convient.	• Raccorder correctement en respectant les indications (+) et (-) des bornes et des câbles. • Rebrancher le câble de haut-parleur en évitant tout pincement. • Positionner les commutateurs en tenant compte des indications fournies aux paragraphes «Contrôles».

## Guía sobre localización de averías

Lo que podría parecer una falla de funcionamiento de su unidad podría ser simplemente el resultado de un pequeño error de operación o de un defecto de conexión. Antes de acudir al servicio, verifique primero el siguiente cuadro sobre los problemas que se podrían presentar.

PROBLEMA	CAUSA POSIBLE	SOLUCIÓN
<b>No hay sonido. (No hay sonido de un lado.) (Fusible fundido.)</b>	• Los cables de entrada (o salida) están desconectados. • El circuito de protección puede estar activado. • El volumen está demasiado alto. • El cable del altavoz está cortocircuitado.	• Conecte los cables de entrada (o salida). • Compruebe las conexiones consultando «Función de protección». • Reemplace el fusible y utilice volumen bajo. • Después de revisar el cable del altavoz y arreglar la causa del cortocircuito, reemplace el fusible.
<b>El nivel de salida está muy bajo (o muy alto).</b>	• El control de ajuste de sensibilidad de entrada no está en la posición correcta.	• Ajuste bien el control consultando «Contrôles».
<b>La calidad del sonido es mala. (El sonido está distorsionado.)</b>	• Los cables de los altavoces están conectados con las polaridades (+/-) invertidas. • Un cable de altavoz está pincado por un tornillo de la carrocería del automóvil. • Los conmutadores pueden estar mal ajustados.	• Conecte correctamente asegurándose bien de cuales son los terminales (+) y (-). • Vuelva a conectar los cables de los altavoces de forma que no queden pincados. • Ponga bien los conmutadores consultando «Contrôles».

## Controls / Contrôles / Controles



- 1. Fuse (40 A x 3)
- 2. Battery terminal (BATT.)
- 3. Power control terminal (PCON) Controls the unit ON/OFF.
- 4. Remote terminal
- 5. INFRASONIC FILTER switch
- 6. BASS BOOST LEVEL control
- 7. LFP SLOPE switch
- 8. COMMUTATOR LFP SLOPE
- 9. COMMUTATOR INFRASONIC FILTER
- 10. LINE IN terminal
- 11. LINE OUT terminal
- 12. REMOTE terminal
- 13. COOLING fan
- 14. LINE OUT terminal
- 15. INPUT SENSITIVITY control

- 16. Fusible (40 A x 3)
- 1. Terminal BATT. (alimentation)
- 2. Terminal PCON (fil de commande d'alimentation) Commande l'unité ON/OFF.
- 3. Terminal INFRASONIC FILTER (filtre infrasonore)
- 4. Commutateur LFP SLOPE
- 5. Commutateur INFRASONIC FILTER (filtre infrasonore)
- 6. Terminal BATT. (alimentation)
- 7. Terminal PCON (control de corriente) Commande la conexión / desconexion de la unidad.
- 8. Terminal REMOTE
- 9. Terminal GND (tierra)
- 10. Terminal LINE IN (entrada de línea)
- 11. Terminal LINE OUT (salida de línea)
- 12. Terminal REMOTE
- 13. Ventilador de refrigeración
- 14. Mando de control de volumen (Controlador remoto)
- 15. Indicador de potencia

- 16. Fusible (40 A x 3)
- 1. Commutador INFRASONIC FILTER (filtro infrasonore)
- 2. Terminal BATT. (alimentation)
- 3. Terminal PCON (control de corriente) Commande la conexión / desconexion de la unidad.
- 4. Terminal REMOTE
- 5. Terminal GND (tierra)
- 6. Terminal LINE IN (entrada de línea)
- 7. Terminal LINE OUT (salida de línea)
- 8. Terminal REMOTE
- 9. Ventilador de refrigeración
- 10. Mando de control de volumen (Controlador remoto)
- 11. Indicador de potencia

## Specifications

**Specifications subject to change without notice.**

Audio section	General
Rated power output (+8 = 14.4V).....	Operating voltage..... 14.4V (11 – 16V allowable)
(4 Ω) (20 Hz – 200 Hz) ≤ 1.0 % THD).....	Current consumption..... 50 A
(2 Ω) (100 Hz ≤ 1.0 % THD).....	Dimensions (W x H x D)..... 320 x 51 x 169 mm
Speaker impedance..... 4 Ω (2 Ω to 8 Ω admisible)	Weight..... 12.5/8 x 2 x 6.5/8 pouce
Frequency response (+0, -3 dB).....	..... 3.2 kg (7.1 lbs)
Input sensitivity (RCA).....	
Signal to noise ratio.....	
Impedance.....	
Low pass filter frequency (-12/-24 dB/oct.).....	
Infrasonic Filter Frequency (-24 dB/oct.).....	
Bass Boost Control (40 Hz).....	

## Spécifications

**Les spécifications sont sujettes à changements sans notification.**

Section audio	Général
Puissance de sortie nominale (+8 = 14.4V).....	Tension de fonctionnement..... 14.4 V (11 – 16 V admissible)
(4 Ω) (20 Hz – 200 Hz) ≤ 1.0 % de distorsion armoïque totale).....	Consommation..... 50 A
(2 Ω) (100 Hz ≤ 1.0 % THD).....	Taille d'installation (L x H x P)..... 320 x 51 x 169 mm
Impédance d'enceinte..... 4 Ω (2 Ω à 8 Ω admissible)	Poids..... 12.5/8 x 2 x 6.5/8 pouce
Réponse en fréquence (+0, -3 dB).....	..... 3.2 kg (7.1 lbs)
Sensibilité d'entrée (RCA).....	
Taux de signal/bruit.....	
Impédance.....	
Fréquence du filtre passe-bas (-12/-24 dB/oct.).....	
Fréquence du filtre infrasonique (-24 dB/oct.).....	
Contrôle d'amplification des graves (40 Hz).....	

## Especificaciones

**Las especificaciones se encuentran sujetas a cambios sin previo aviso.**

Sección de audio	Général
Salida de potencia nominal (+8 = 14.4V).....	Tensión de funcionamiento..... 14.4 V (margen de 11 – 16 V permitido)
(4 Ω) (20 Hz – 200 Hz) ≤ 1.0 % de distorsión armónica total).....	Consumo..... 50 A
(2 Ω) (100 Hz ≤ 1.0 % de distorsión armónica total).....	Tamaño de instalación (Anch x Alt x Prof.) 320 x 51 x 169 mm
Impedancia de altavoz..... 4 Ω (2 Ω a 8 Ω permitido)	Peso..... 12.5/8 x 2 x 6.5/8 pulgada
Respuesta de frecuencias (+0, -3 dB).....	..... 3.2 kg (7.1 libras)
Sensibilidad de entrada (RCA).....	
Relación señal a ruido.....	
Impedancia de entrada.....	
Frecuencia del filtro pasa bajos (-12/-24 dB/octava).....	
Frecuencia del filtro infrasonico (-24 dB/octava).....	
Control atenuador de graves (40 Hz).....	



## MILITARY

Units purchased through the U.S.A. military exchange service overseas may be serviced under warranty in the continental U.S.A., subject to the following conditions.

- 1) The original warranty is in effect.
- 2) Proof of purchase is provided to the servicer.

### WARRANTY FOR MILITARY MARKET

JVC KENWOOD corporation is proud of the quality and workmanship of its audio equipment. This unit has been properly designed, tested and inspected before it was shipped to you. If properly installed and operated in accordance with instructions furnished, it should give you an optimum reliable performance.

### WARRANTY PERIOD

This product is warranted for a period of (1) year from the date of the original purchase.

### SCOPE OF WARRANTY

Except as specified below, this warranty covers all defects in materials and workmanship of the Kenwood brand products.

During the warranty period, any authorized Kenwood Service Center in the military market listed in the back of this warranty card will provide you free-of-charge both parts and labor required to correct any defect in materials or workmanship.

The following are not covered by this warranty.

1. Voltage conversions.
2. Periodic check-ups which do not disclose any defect covered by the warranty.
3. Cabinets, grilles, other exterior finishes, belts, tape heads, and other non-durable parts and accessories.
4. Units on which the serial number has been effaced, modified or removed.
5. Installation and/or removal charges.
6. Damaged magnetic tapes.
7. House call charges for any repairs.
8. Shipping or delivery charges to or from an authorized Kenwood Service Center.
9. This warranty will not cover any failure that is due to any of the following conditions in accordance with the visual inspection of the authorized Kenwood Service Center:
  - \* Improper maintenance or repair, including the installation of parts or accessories that do not conform to the quality and specifications of the original parts.
  - \* Misuse, abuse, neglect, unauthorized product modification or failure to follow instructions contained in the Owner's Manual.
  - \* Accidental or intentional damages.
  - \* Repairs or attempted repairs by an unauthorized agency. (All repairs must be performed at an authorized Kenwood Service Center.)
  - \* Damages or deteriorations caused during shipment (Claims must be presented to the carrier).
  - \* Damages or deteriorations resulting from removal and/or replacement.

### PURCHASER'S RESPONSIBILITIES

As the purchaser of a new Kenwood brand product, you are requested to do the following in order to obtain Kenwood warranty service.

1. Retain your sales slip or other evidence of purchase for proving your eligibility for requesting Kenwood warranty service.
2. Make your unit available to an authorized Kenwood Service Center in the military market for inspection and approved warranty service, or ship your unit in its original carton box or equivalent, fully insured and shipping charges prepaid, to the authorized Kenwood Service Center.

### LIMITATION OF IMPLIED WARRANTIES

Any and all implied warranties, including warranties of merchantability and fitness for a particular purpose, shall be limited in duration to the length of this warranty.

### EXCLUSION OF CERTAIN DAMAGES

KENWOOD's liability for any defective product is limited to the repair or replacement of said product, at our option, and shall not include damages of any kind, whether incidental, consequential or otherwise, except to the extent prohibited by applicable law.

### KENWOOD AUTHORIZED SERVICE CENTERS IN MILITARY MARKET

#### JAPAN:

**Yokota**  
Kenwood Rep.; c/o  
Yokota BX, JAAX AAFES-PAC,  
APO San Francisco 96328

#### Zama

Kenwood Rep.; c/o  
Zama PX, JAAX AAFES-PAC,  
APO San Francisco 96343

#### Misawa

Kenwood Rep.; c/o  
Misawa BX, JAAX AAFES-PAC,  
APO San Francisco 96519

#### Yokosuka

Kenwood Rep.; c/o  
A-33, Yokosuka NEX No. 260-010  
FPO Seattle 98760

#### Atsugi

Kenwood Rep.; c/o  
Atsugi NEX No. 260-020 FPO Seattle  
98767

#### Iwakuni

Kenwood Rep.; c/o  
Marine Corps Exchange, Marine Corps  
Air Station,  
FPO Seattle 98764

#### Sasebo

Sasebo NEX;  
Navy Exchange 260-040  
F.A. Box 115 FPO Seattle 98766

#### Okinawa

Kenwood Rep.; c/o  
OWAX, AAFES-PAC, APO San Francisco  
96230

#### KOREA:

Kenwood Rep.; c/o  
KOAX Repair Shop, AAFES-PAC  
DD-Camp Market, APO San Francisco  
96488

#### GUAM:

Kenwood Rep.; c/o  
Guam NEX No. 230-010,  
FPO San Francisco 96630  
Kenwood Rep.; c/o  
GUAX, AAFES-PAC, APO San Francisco  
96334

#### U.S.A.:

**In The Continental U.S.A.**  
For Nearest Authorized Service Center;  
Tel: 1-800-536-9663  
www.us.jvckenwood.com

#### EUROPE:

Please inquire at the military resale outlets where you bought your Kenwood products, or  
JVCKENWOOD DEUTSCHLAND GMBH:  
Konrad-Adenauer Allee 1-11, 61118 Bad Vilbel, Germany

# KENWOOD

# Warranty Card

Identification du produit  
Modelo do aparelho e número de série  
Model number & serial number

Revendeur & cachet  
Nome da loja e carimbo  
Dealer & stamp

Date d'achat  
Data da compra  
Purchase date

Nom & adresse du client  
Nome e endereço do cliente  
Name & address of customer

### Attention:

This card and receipt (or invoice) are necessary to purchase a new panel in case of theft or damage.

### Attention:

Vous aurez besoin de cette carte et du reçu (ou de la facture) pour acheter un nouveau panneau en cas de vol ou d'endommagement.

### Atenção:

Em caso de dano ou perda do painel frontal, este Certificado de Garantia e a Nota Fiscal de compra serão requisitados para a aquisição de um novo painel.

© B46-0824-00/04 (K) (15/11)

Dear Customer,

Thank you for purchasing this Kenwood product. As mentioned in the pages of this booklet, our warranty is only valid in the countries listed. If your country is not listed please contact your retailer for information on warranty procedure, or write to:

### JVC KENWOOD Customer Information Center

3-12, Moriyacho, Kanagawa-ku, Yokohama-shi, Kanagawa 221-0022, Japan



**U.S.A. JVCKENWOOD USA Corporation**

This warranty will be honored only in the U.S.A.

**KENWOOD LIMITED WARRANTY FOR CAR STEREO COMPONENTS**

**HOW LONG IS THE WARRANTY**

JVCKENWOOD USA Corporation ("Kenwood") warrants this product for a period of one (1) year from the date of original purchase.

**WHAT IS COVERED AND WHAT IS NOT COVERED**

Except as specified below, this warranty covers all defects in material and workmanship in Kenwood car stereo components. The following are not covered by the warranty:

- 1. Any product which is not distributed in the U.S.A. by Kenwood or which is not purchased in the U.S.A. from an authorized Kenwood car stereo dealer or an automobile dealer, unless the product is purchased through the U.S.A. Military Exchange Service.
2. Any product on which the serial number has been defaced, modified or removed.
3. Damage, deterioration or malfunction resulting from:
a. Any shipment of the product (claims must be presented to the carrier).
b. Installation or removal of the product.
c. Accident, acts of nature, misuse, abuse, neglect, unauthorized product modification or failure to follow instructions supplied with the product.
d. Repair or attempted repair by anyone not authorized by Kenwood.
e. Any other cause which does not relate to a product defect.

**WHO IS PROTECTED**

This warranty is enforceable only by the original purchaser.

**WHAT WE WILL PAY FOR**

We will pay for all labor and material expenses for covered items. Payment of shipping charges is discussed in the next section of this warranty.

**HOW TO OBTAIN WARRANTY SERVICE**

If your KENWOOD product ever needs service:
1. Take or ship it to any KENWOOD Authorized Service Center in the U.S.A. along with & complete description of the problem. (If you are uncertain as to whether a Service Center is authorized, please call 1-800-KENWOOD for the nearest Service Center. 1-800-536-9663).
2. Although you must pay any shipping charges if it is necessary to ship the product for warranty service, we will pay the return shipping charges if the repairs are covered by the warranty within the United States.
3. Whenever your units are taken or sent for warranty service, you must include a copy of the original dated sales receipt as proof of warranty coverage.

**LIMITATION OF IMPLIED WARRANTIES**

ALL IMPLIED WARRANTIES, INCLUDING WARRANTIES OF MERCHANTABILITY AND FITNESS FOR A PARTICULAR PURPOSE, ARE LIMITED IN DURATION TO THE LENGTH OF THIS WARRANTY.

**EXCLUSION OF DAMAGES**

KENWOOD'S LIABILITY FOR ANY DEFECTIVE PRODUCT IS LIMITED TO THE REPAIR OR REPLACEMENT OF THE PRODUCT AT OUR OPTION. KENWOOD SHALL NOT BE LIABLE FOR:

- 1. INSTALLATION OR REMOVAL CHARGES, DAMAGE TO OTHER PROPERTY CAUSED BY ANY DEFECTS IN KENWOOD CAR STEREO COMPONENTS, DAMAGES BASED UPON INCONVENIENCE, LOSS OF USE OF THE PRODUCT, OR
2. ANY OTHER DAMAGES, WHETHER INCIDENTAL, CONSEQUENTIAL OR OTHERWISE.
SOME STATES DO NOT ALLOW LIMITATIONS ON HOW LONG AN IMPLIED WARRANTY LASTS AND/OR DO NOT ALLOW THE EXCLUSION OR LIMITATION OF INCIDENTAL OR CONSEQUENTIAL DAMAGES. SO THE ABOVE LIMITATIONS AND EXCLUSIONS MAY NOT APPLY TO YOU.

This warranty gives you specific legal rights, and you may also have other rights which vary from state to state.

If a problem develops during or after the Limited Warranty Period, or if you have any questions regarding the operation of the product, you should contact your KENWOOD Authorized Dealer or Authorized Service Center. If the problem or your question is not handled to your satisfaction, please contact our Customer Relations Department at the address listed below:

**JVCKENWOOD USA Corporation**
**PO Box 22745, 2201 E. Dominguez St.**
**Long Beach, CA 90810-5745**
**Tel: (800) 536-9663**
**www.us.jvckenwood.com**

**BRASIL JVC KENWOOD DO BRASIL COMÉRCIO DE ELETRÔNICOS LTDA**

O fabricante garante o produto identificado na Nota Fiscal de venda ao consumidor contra qualquer defeito de fabricação ou de matéria-prima durante o período de garantia. Esta garantia é válida no território brasileiro desde que o produto tenha sido adquirido no Brasil e distribuído pela JVC KENWOOD do Brasil Comércio de Eletrônicos Ltda.

**PERÍODO DE GARANTIA**

Este produto é garantido pelo prazo de 01 (um) ano, incluindo o período estabelecido por lei, a partir da data de aquisição, comprovada mediante a apresentação da respectiva Nota Fiscal de venda ao consumidor final.

Eventuais reparos realizados no produto durante o período de garantia não implicam na dilatação do seu prazo.

**EXCLUSÃO DA GARANTIA**

- (a) Produtos com o número de série ou certificado de garantia rasurados, adulterados ou ilegíveis;
(b) Defeitos resultantes de acidentes (quedas, batidas e etc), uso em desacordo com o manual de instruções, má utilização, ligação à fonte de tensão diferente da especificada no Manual de Instruções, modificações não autorizadas;
(c) Danos causados por agentes da natureza (Ex: chuvas, raios, maresia, enchentes e etc);
(d) Danos ou danos em decorrência de consertos realizados por pessoas não autorizadas;
(e) Defeitos ou danos resultantes do uso de peças ou dispositivos não conformes às especificações da JVC KENWOOD;
(f) Danos ou deteriorações aos acabamentos externos, partes cosméticas, cabos, chifotes, parafusos de fixação, luvas, alças, bolsas, estojos, adaptadores, antenas, fitas, cabeças gravadoras, CDs ou danos causados por pilhas deletivas ou com vazamento;
(g) Defeitos ou danos devido ao transporte (reclamações devem ser feitas junto à empresa transportadora);
(h) Qualquer outra causa que não esteja relacionada a defeitos de matéria-prima e de fabricação;
(i) Danos causados por tentativa de roubo ou furto;
(j) Danos causados por uso de CDs de má qualidade;
(k) Danos decorrentes do desgaste natural do produto;
(l) Danos causados por mau uso, derramamento de líquidos e/ou alimentos, corrosão, oxidação, exposição à umidade ou situações climáticas extremas, riscos ou quedas).

**CONSORTO EM GARANTIA**

É indispensável a apresentação deste Certificado de Garantia devidamente preenchido, acompanhado da respectiva Nota Fiscal de compra do produto, desde que não apresente rasuras ou modificações.

O consumidor somente terá direito a estes benefícios, quando o produto for entregue diretamente no balcão de um Serviço Autorizado da JVC KENWOOD.

**O QUE NÃO É COBERTO PELA GARANTIA**

Instalação e remoção do produto, despesas de frete, seguro e embalagem são de responsabilidade do proprietário.

Este produto é destinado exclusivamente ao uso doméstico.

**IMPORTANTE:**

Para qualquer informação sobre seu equipamento JVC KENWOOD, ou para obter o endereço do Serviço Autorizado mais próximo, acesse o site www.kenwood.com.br, ou ligue para a Central de Atendimento JVC KENWOOD – Tel.: +55 (11) 3777-6771 com os dados abaixo preenchidos.

**JVC KENWOOD DO BRASIL COMÉRCIO DE ELETRÔNICOS LTDA**
**Tel: (11) 3777-6771**
**www.kenwood.com.br**

Nome do consumidor: \_\_\_\_\_

Endereço: \_\_\_\_\_ CEP: \_\_\_\_\_

Cidade: \_\_\_\_\_ Estado: \_\_\_\_\_

Telefone: \_\_\_\_\_

Data da compra: \_\_\_\_/\_\_\_\_/\_\_\_\_ Nota Fiscal: \_\_\_\_\_

**CANADA JVCKENWOOD Canada Inc.**

**KENWOOD WARRANTY**

JVCKENWOOD Canada Inc. (hereinafter called "KENWOOD"), gives the following written warranty to the original customer of each new Kenwood product distributed in Canada by KENWOOD and purchased from a dealer authorized by KENWOOD.

KENWOOD warrants that each new Kenwood product, under normal use, is free from any defects, subject to the terms and conditions set forth below. If a defect should occur within the warranty period, repairs will be made free of charge for parts and labour when such defects are determined by KENWOOD or its authorized service centres to be attributable to faulty materials or workmanship at time of manufacture. Please contact KENWOOD to confirm if a dealer or service centre is authorized by KENWOOD.

**WARRANTY PERIOD**

This Kenwood product is warranted for parts and labour for a period of one (1) year from the date of original purchase, lease or rental, except for products which are used in a professional or commercial application, which are warranted for a period of ninety (90) days for parts and labour and are subject to the terms and conditions of the warranty.

**WARRANTY EXCLUSIONS**

- This warranty excludes:
(a) Products purchased in a foreign country or purchased in Canada and taken to a foreign country.
(b) Products purchased from a dealer not authorized by KENWOOD.
(c) Products with the serial number defaced, altered or missing.
(d) Periodic check-ups which do not disclose any defects covered by this warranty.

- (e) Defects resulting from disaster, accident, abuse, misuse, lightning, power surges, neglect or lack of periodic maintenance, unauthorized modification or failure to follow instructions in the owner's manual.
(f) Defects or damage as a result of repairs performed by a person or party not authorized by KENWOOD.
(g) Defects resulting from the use of parts or devices that do not conform to KENWOOD specifications.
(h) Damage or deterioration occurring to any exterior finishes, cosmetic parts, tape heads, adaptors, antennas, cables, tapes, discs or faults or damage caused by defective or leaking batteries.
(i) Defects or damage occurring during shipping (claims should be presented to the shipping company).
(j) Product voltage and /or line frequency conversions.
(k) Product installation or removal charges.

**TO OBTAIN WARRANTY SERVICE**

Should your Kenwood product require warranty service, deliver it to any authorized KENWOOD service centre and present the original copy of your bill of sale and this warranty card as proof of warranty, or send your product fully insured and freight prepaid to the nearest authorized KENWOOD service centre. To avoid possible shipping damage, make sure the product is properly packed. Include a copy of your original bill of sale and this warranty card as proof of warranty along with your name, home and /or work telephone number(s), a complete return address and a detailed description of the fault(s). Products repaired within warranty will be returned freight prepaid to destinations within Canada. The customer is responsible for all freight and related costs for the return of product(s) to destinations outside Canada.

**ENTIRE WARRANTY**

This warranty constitutes the entire written warranty given by KENWOOD. No person, party, dealer or service centre or their agents or employees are authorized to extend or enlarge this warranty on behalf of KENWOOD by any written or verbal statement or advertisement or promotion, including any extended warranty program or plan that may be offered by the dealer or service centre, unless approved in writing by KENWOOD.

**DISCLAIMER**

KENWOOD disclaims any responsibility for loss of time or use of the product or any other indirect, incidental or consequential damage to other products or goods, inconvenience or commercial loss.

**NOTICE TO CONSUMER**

The provisions contained in this written warranty are not intended to limit, modify, take away, disclaim or exclude any warranties or rights you may have which are set forth in any applicable provincial or federal laws or legislation.

**IMPORTANT**

This warranty card by itself is not considered by KENWOOD as a valid proof of purchase. When applying for warranty repairs, you must present the original copy of your bill of sale and this warranty card as proof of warranty, so we recommend that they be kept in a safe place, should they be required in the future.

**JVCKENWOOD Canada Inc.**
**6070 Kestrel Road, Mississauga,**
**Ontario, Canada L5T 1S8**
**Tel.: (905) 670-7211**
**Fax: (905) 670-7248**

**GARANTIE KENWOOD**

JVCKENWOOD Canada Inc. (ci-après appelée "KENWOOD"), donne par écrit la garantie suivante à l'acheteur original de chaque nouveau produit Kenwood distribué au Canada par KENWOOD et acheté à un concessionnaire autorisé par KENWOOD.

KENWOOD garantit, sous réserve des termes et des conditions énoncés ci-dessous, que chaque nouveau produit Kenwood, dans des conditions d'emploi normales, est exempt de tous défauts. Si l'un défaut se produit pendant la période de garantie, KENWOOD s'engage à assumer le coût des pièces défectueuses et de la main-d'œuvre nécessaires pour effectuer les réparations pourvu que de tels défauts sont attribuables à des pièces défectueuses employées lors de la fabrication du produit Kenwood ou à la main-d'œuvre tel qu'établi par KENWOOD ou par l'un de ses centres de service autorisés. Appelez KENWOOD pour vérifier si un concessionnaire ou un centre de service est autorisé par KENWOOD.

- (e) les défauts causés par les désastres, les accidents, les abus, les emplois incorrects, les éclairs, les surtensions de courant, les manques de soins ou d'entretiens périodiques, les modifications non autorisées ou les manques de respect du mode d'emploi;
(f) les défauts ou les dommages causés lors de réparations effectuées par une personne ou par une partie non autorisée par KENWOOD;
(g) les défauts causés par l'emploi de pièces ou de dispositifs qui ne se conforment pas aux exigences de KENWOOD;
(h) les finitions extérieures, les pièces cosmétiques, les têtes de bandes, les adaptateurs, les antennes, les câbles, les bandes, les disques endommagés ou déperis, ni les défauts ou dommages causés par des piles défectueuses ou qui fuient;
(i) les défauts ou dommages qui se produisent pendant l'expédition des produits Kenwood (On devrait déposer de telles réclamations auprès des compagnies de transport);
(j) les conversions de tension et/ou de fréquence du produit;
(k) les frais d'installation ou d'enlèvement du produit.

**PÉRIODE DE GARANTIE**

Les pièces et la main-d'œuvre nécessaires pour la réparation des produits Kenwood sont garanties pendant la période d'un (1) an à compter de la date d'achat, de bail ou de location originale, sauf dans les cas où les produits Kenwood sont employés dans un but professionnel ou commercial, où la garantie des pièces et de la main-d'œuvre demeure en vigueur pendant une période de quatre-vingt-dix (90) jours sous réserve des termes et des conditions de la garantie.

**EXCLUSIONS DE GARANTIE**

- Cette garantie ne couvre pas:
(a) les produits achetés à l'étranger ou achetés au Canada et transportés à l'étranger;
(b) les produits achetés à un concessionnaire non autorisé par KENWOOD;
(c) les produits dont le numéro de série manque, a été effacé ou modifié;
(d) les services d'entretien périodiques qui n'indiquent aucun défaut couvert par cette garantie;

**COMMENT OBTENIR DU SERVICE SOUS GARANTIE**

Au cas où un service sous garantie de votre produit Kenwood s'avère nécessaire, veuillez livrer le produit à n'importe quel centre de service KENWOOD et présenter la copie originale du contrat de vente et cette carte de garantie en tant que preuve de garantie ou veuillez faire parvenir votre produit assuré et port payé au centre de service KENWOOD autorisé le plus proche. Pour éviter toutes possibilités de dommages pendant le transport, veuillez bien emballer le produit. Veuillez inclure une copie du contrat de vente original et cette carte de garantie en tant que preuve de garantie aussi bien que votre nom, numéros de téléphone au poste de travail et/ou au domicile, votre adresse et une description détaillée des défauts. Les produits sous garantie réparés seront retournés port payé aux destinations à l'intérieur du Canada. Le consommateur sera responsable de tous frais de transport et d'autres frais qui s'y rapportent pour faire expédier les produits à destinations à l'extérieur du Canada.

**L'ENTIERE GARANTIE**

Cette garantie représente l'entière garantie donnée par écrit par KENWOOD. KENWOOD ne se tient aucunement responsable de toutes extensions ni de toutes augmentations de cette garantie faites ou entreprises par toutes personnes, parties, concessionnaires ou centres de service ou par leurs agents ou employés au nom de KENWOOD au moyen d'affirmations verbales ou écrites, d'annonces ou de promotions, y inclut tous programmes ou plans de garantie étendue que puissent offrir les concessionnaires ou les centres de service, à moins que KENWOOD n'y ait consenti par écrit d'avance.

**RENONCIATION**

KENWOOD renonce à toutes responsabilités de perte de temps, d'emploi du produit, de tous dommages indirects ou accessoires causés à d'autres produits ou biens, de tous inconvénients ou de toutes pertes commerciales.

**AVIS AUX CONSOMMATEURS**

Les stipulations contenues dans la présente garantie écrite n'ont pas pour but de limiter, de modifier, de diminuer, de rejeter ni d'exclure d'autres garanties ni droits énoncés dans n'importe quelles lois ou législations provinciales ou fédérales.

**IMPORTANT**

KENWOOD ne considère pas cette garantie toute seule comme étant une preuve d'achat valide. Lorsqu'on demande du service sous garantie, il faudra présenter la copie originale du contrat de vente aussi bien que cette carte de garantie en tant que preuve de garantie. On recommande de les conserver dans un lieu sûr au cas où elles s'avèreraient nécessaires à l'avenir.

**JVCKENWOOD Canada Inc.**
**6070 Kestrel Road, Mississauga,**
**Ontario, Canada L5T 1S8**
**Téléphone: (905) 670-7211**
**Télécopieur: (905) 670-7248**