

Pioneer

TS-D10LB

1300W_{MAX.} / NOM. 350W

Be sure to read this instruction manual before installing this speaker.

WARNING

1. Install this speaker where it will not obstruct and will not be a danger to passengers in emergency stop.
2. TO PREVENT ELECTRICAL SHOCK, FIRE AND OTHER INJURY.
Before drilling any mounting holes, make sure you do not damage anything behind, such as the gas lines, brake lines or electrical wiring.
3. Use only the parts supplied. These parts are designed to help you securely install this speaker.
4. Do not install the TS-D10LB anywhere it can get wet.
5. Do not put your hand or any other thing in the duct, or injury or damage to the loudspeaker may result.
6. While driving keep your listening volume at a level which does not mask important outside traffic noises, such as emergency vehicles, etc.
7. High sound levels may cause permanent hearing loss.
8. Avoid installing in areas that are unstable or subject to frequent vibrations. There is the possibility that the equipment could become detached from such areas, resulting in damage or even injury.

EU models only / Nur EU-Modelle / Modèles de l'UE uniquement / Solo modelli UE / Sólo modelos de la UE / Modelos apenas da EU



If you want to dispose this product, do not mix it with general household waste. There is a separate collection system for used electronic products in accordance with legislation that requires proper treatment, recovery and recycling.

Private households in the member states of the EU, in Switzerland and Norway may return their used electronic products free of charge to designated collection facilities or to a retailer (if you purchase a similar new one).

For countries not mentioned above, please contact your local authorities for the correct method of disposal.

By doing so you will ensure that your disposed product undergoes the necessary treatment, recovery and recycling and thus prevent potential negative effects on the environment and human health.



Mischen Sie dieses Produkt, wenn Sie es entsorgen wollen, nicht mit gewöhnlichen Haushaltsabfällen. Es gibt ein getrenntes Sammelsystem für gebrauchte elektronische Produkte, über das die richtige Behandlung, Rückgewinnung und Wiederverwertung gemäß der bestehenden Gesetzgebung gewährleistet wird.

Privathaushalte in den Mitgliedsstaaten der EU, in der Schweiz und in Norwegen können ihre gebrauchten elektronischen Produkte an vorgesehenen Sammelanlagen kostenfrei zurückgeben oder aber an einen Händler zurückgeben (wenn sie ein ähnliches neues Produkt kaufen).

Bitte wenden Sie sich in den Ländern, die oben nicht aufgeführt sind, hinsichtlich der korrekten Verfahrensweise der Entsorgung an die örtliche Kommunalverwaltung.

Auf diese Weise stellen Sie sicher, dass das zu entsorgende Produkt der notwendigen Behandlung, Rückgewinnung und Wiederverwertung unterzogen wird, und so mögliche negative Einflüsse auf die Umwelt und die menschliche Gesundheit vermieden werden.



Si vous souhaitez vous débarrasser de cet appareil, ne le mettez pas à la poubelle avec vos ordures ménagères. Il existe un système de collecte séparé pour les appareils électroniques usagés, qui doivent être récupérés, traités et recyclés conformément à la législation.

Les habitants des états membres de l'UE, de Suisse et de Norvège peuvent retourner gratuitement leurs appareils électroniques usagés aux centres de collecte agréés ou à un détaillant (si vous rachetez un appareil similaire neuf).

Dans les pays qui ne sont pas mentionnés ci-dessus, veuillez contacter les autorités locales pour savoir comment vous pouvez vous débarrasser de vos appareils.

Vous garantirez ainsi que les appareils dont vous vous débarrassez sont correctement récupérés, traités et recyclés et préviendrez de cette façon les impacts néfastes possibles sur l'environnement et la santé humaine.



Se si vuole eliminare questo prodotto, non gettarlo insieme ai rifiuti domestici. Esiste un sistema di raccolta differenziata in conformità alle leggi che richiedono appositi trattamenti, recupero e riciclo.

I privati cittadini dei paesi membri dell'UE, di Svizzera e Norvegia, possono restituire senza alcun costo i loro prodotti elettronici usati ad appositi servizi di raccolta o a un rivenditore (se si desidera acquistarne uno simile).

Per i paesi non citati qui sopra, si prega di prendere contatto con le autorità locali per il corretto metodo di smaltimento.

In questo modo, si è sicuri che il proprio prodotto eliminato subirà il trattamento, il recupero e il riciclo necessari per prevenire gli effetti potenzialmente negativi sull'ambiente e sulla vita dell'uomo.

U.S. and Canadian models only / Nur US-und Kanada- Modelle / Modèles américains et canadiens uniquement / Solo modelli statunitensi e canadesi

WARNING

The Safety of Your Ears is in Your Hands

Get the most out of your equipment by playing it at a safe level - a level that lets the sound come through clearly without annoying blaring or distortion and, most importantly, without affecting your sensitive hearing. Sound can be deceiving. Over time, your hearing "comfort level" adapts to higher volumes of sound, so what sounds "normal" can actually be loud and harmful to your hearing. Guard against this by setting your equipment at a safe level BEFORE your hearing adapts.

ESTABLISH A SAFE LEVEL:

- Set your volume control at a low setting.
- Slowly increase the sound until you can hear it comfortably and clearly, without distortion.
- Once you have established a comfortable sound level, set the dial and leave it there.

BE SURE TO OBSERVE THE FOLLOWING GUIDELINES:

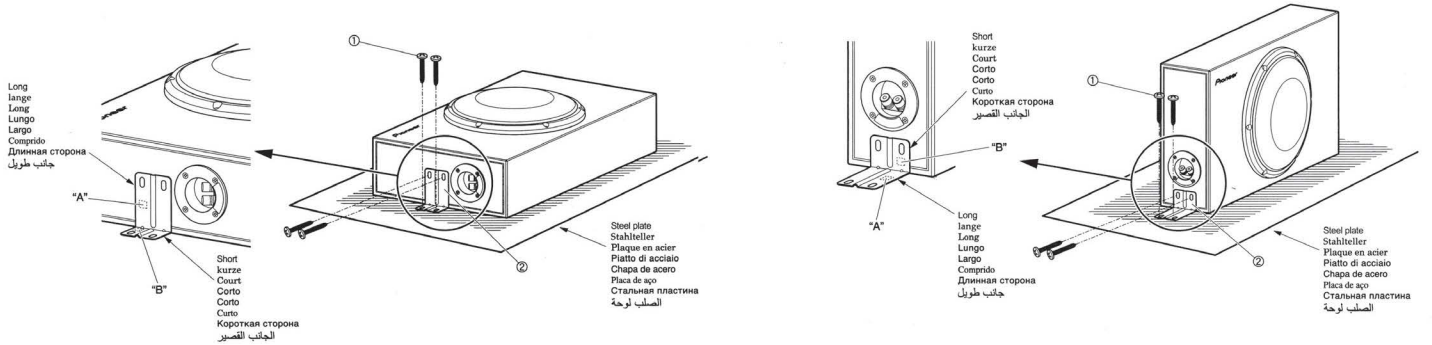
- Do not turn up the volume so high that you can't hear what's around you.
- Use caution or temporarily discontinue use in potentially hazardous situations.
- Do not use headphones while operating a motorized vehicle; the use of headphones may create a traffic hazard and is illegal in many areas.

Register your product at / Enregistrez votre produit au
<http://www.pioneerelectronics.com> <http://www.pioneerelectronics.ca>

● FEATURES

1. High Dynamic Range delivers superior bass response and high linearity with wide dynamics and extremely low distortion.
2. Aramid fiber interlaced IMPP™ cone reproduces extraordinarily accurate and detailed bass.
3. Extended voice coil dual spider design increases linear stability even during high excursion, essential for high bass output from small, shallow enclosure design.
4. Heavy gauge steel woofer basket provides high strength supporting an oversized magnetic motor structure.
5. Powerful motor assembly optimized using finite element analysis reproduces "Deep & Accurate" bass sound.
6. Vented and projected pole yoke design provides more efficient heat dissipation and superior linearity during high excursion.
7. Acoustically tuned enclosure design for powerful bass performance.
8. High strength cabinet covered in durable carpet with a full mesh grille ensure high durability and superior performance.

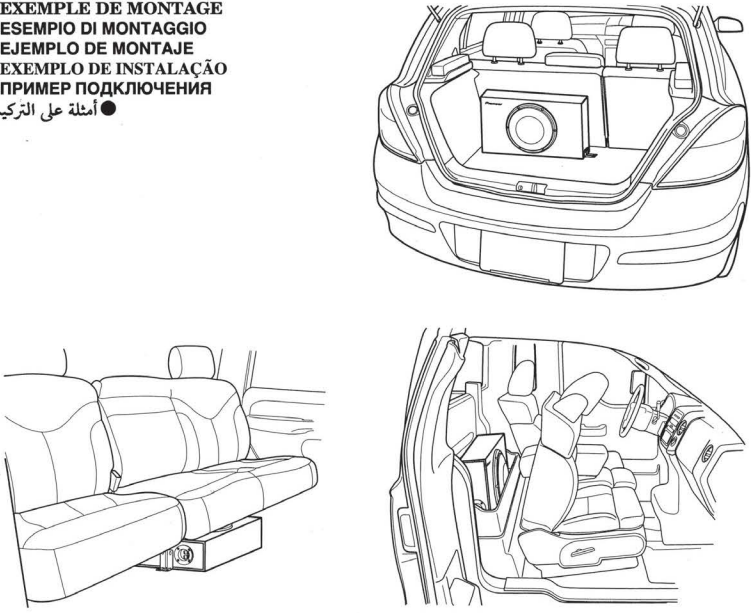
● HOW TO INSTALL ● EINBAU ● MODE D'INSTALLATION ● MODO DI INSTALLAZIONE ● INSTALACION ● COMO INSTALAR ● КАК ПОДКЛЮЧИТЬ ● كيفية التركيب



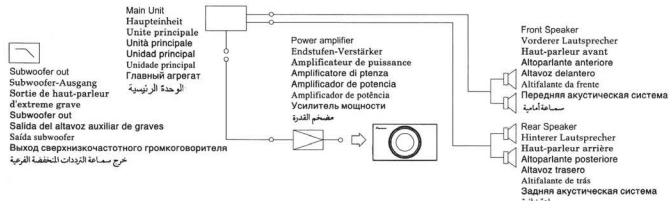
● PARTS INCLUDED ● MIT GELIEFERTES ZUBEHÖR ● PIÈCES COMPRISSES ● PARTI INCLUSE ● PIEZAS INCLUIDAS ● PECAS INCLUIDAS ● ПРИЛАГАЕМЫЕ ЧАСТИ ● الأجزاء المشمولة

- ① 4.5 mm X 25 mm x 8
 - ② x 2
- This product does not contain connecting cords. When using cords, be sure to use one thicker than 18 gauge.
 - Mit diesem Produkt werden keine Verbindungskabel mitgeliefert. Verwenden Sie Kabel mit einer Stärke von mehr als 18.
 - Ce produit ne comprend pas de câbles de raccordement. Utilisez des câbles de raccordement plus gros que le calibre 18.
 - Questo prodotto non contiene cavi di collegamento. Quando si usa un cavo, accertarsi di usare uno con uno spessore maggiore del calibre 18.
 - Este producto no contiene cordones. Si se utilizan cordones, asegúrese de usar uno mayor que el calibre 18.
 - Este produto não contém fios de conexão. Quando do uso de fios, assegure-se de usar aqueles que tenham uma grossura superior ao calibre 18.
 - В комплекте изделия нет соединительных шнуров. Используемые шнуры должны быть толще 18 номера.
 - هذا المنتج لا يحتوي على كابلات توصيل. عند استخدام الكابلات، احرص على استخدام كابل بسمك أكبر من 18.

● EXAMPLE OF MOUNTING ● HINWEISE ZUM EINBAU ● EXEMPLE DE MONTAGE ● ESEMPIO DI MONTAGGIO ● EJEMPLO DE MONTAJE ● EXEMPLO DE INSTALAÇÃO ● ПРИМЕР ПОДКЛЮЧЕНИЯ ● أمثلة على التركيب



● EXAMPLE OF CONNECTION ● ANSCHLUSSBEISPIEL ● EXEMPLE DE CONNEXION ● ESEMPIO DI COLLEGAMENTO ● EJEMPLO DE CONEXION ● CONEXÕES ● ПРИМЕР СОЕДИНЕНИЯ ● أمثلة على التوصيلات




● RECOMMENDATION OF LOW PASS FILTER ●

- The use of Low Pass filter by main unit or amplifier is recommended.
- Cut Off Frequency, 80 Hz (12 dB/Oct) will be the most effective setting of the Low Pass Filter.

※ Information Note for Customers in Russia and CIS countries.
 ※ Information - l'attention des clients de Russie et des pays de la CEI.
 ※ Nota informativa per i consumatori della Russia e dei paesi del CIS.
 ※ Nota de informação para consumidores da Rússia e países da CEI.
 ※ Информация для потребителей в России и СНГ.
 Примечание: В соответствии со статьей 5 закона Российской Федерации «О защите прав потребителей» и постановлением правительства Российской Федерации No 720 от 18.06.97 компания Pioneer Europe NV гарантирует следующий срок службы изделий, официально поставленных на российский рынок.
 Автомобильная электроника: 6 лет
 КОРПОРАЦИЯ ПИОНЕР 28-8, Хонкомогомэ 2-чомэ, Бункэ-кү, Токjó 113-0021, Япония
 Импортёр ООО "ПИОНЕР РУС" 105064, Россия, г. Москва, Нижний Сусальный переулок, дом 5, строение 19
 Тел.: +7(495)356-89-01

※ U.S. models only / Nur US-Modelle / Modèles américains uniquement / Solo modelli degli Stati Uniti / Solo modelos de EE.UU. / Modelos apenas dos EUA / Только для модели США / الولايات الأمريكية فقط
 ● CAR FIT GUIDE
 "Use Pioneer Fit Guide to find the perfect Pioneer products for your car."
 http://www.pioneer-electronics.com/PUSA/CAR/Fit-Guide
 Or scan this QR code from your smart-phone:
 ● GUIDE DE CONFIGURATION VÉHICULE
 "Utilisez le guide de configuration pour trouver les produits Pioneer adaptés à votre véhicule."
 http://www.pioneer-electronics.com/PUSA/CAR/Fit-Guide
 Ou scannez le QR code avec votre smartphone :





PIONEER ELECTRONICS (USA) INC.

LIMITED WARRANTY

WARRANTY VALID ONLY IN COUNTRY OF PRODUCT PURCHASE

WARRANTY

Pioneer Electronics (USA) Inc. (Pioneer) warrants that Pioneer® Car Electronics, Speaker, and Accessory Products distributed by Pioneer in the U.S.A. and Canada that fail to function properly under normal use due to a manufacturing defect when installed and operated according to the owner's manual enclosed with the unit will be repaired or replaced with a unit of comparable value, at Pioneer's option, without charge to you for parts or actual repair work. Replacement units and/or parts supplied under this warranty may be new or rebuilt at Pioneer's option.

This Limited Warranty applies to the original or any subsequent owner of this Pioneer product during the warranty period provided the product was purchased from an authorized Pioneer dealer in the U.S.A. or Canada. You will be required to provide a sales receipt or other valid proof of purchase showing the date of original purchase. In the event service is required, the product must be delivered within the warranty period, transportation prepaid, only from within the country of purchase as explained in this document. You will be responsible for removal and installation of the product. Pioneer will pay to return the repaired or replacement product to you within the country of purchase.

PRODUCT WARRANTY PERIOD (Runs from the date of first retail sale)

Car Electronics, Speakers, and Accessories Parts Labor

Parts	Labor
1 Year	1 Year

WHAT IS NOT COVERED

This Limited Warranty applies to Pioneer products that are purchased from an authorized Pioneer dealer. IF THIS PRODUCT WAS PURCHASED FROM ANY OTHER SOURCE, THERE ARE NO WARRANTIES, EXPRESS OR IMPLIED, INCLUDING THE IMPLIED WARRANTY OF MERCHANTABILITY AND THE IMPLIED WARRANTY OF FITNESS FOR A PARTICULAR PURPOSE AND THIS PRODUCT IS SOLD STRICTLY "AS IS" AND "WITH ALL FAULTS". PIONEER SHALL NOT BE LIABLE FOR ANY CONSEQUENTIAL AND/OR INCIDENTAL DAMAGES. Some states and provinces do not allow the exclusion or limitation of incidental or consequential damages, so the above limitation or exclusion may not apply to you.

Pioneer does not warrant any product listed above when it is used in a trade or business or in any industrial or commercial application. This warranty does not apply if the product has been subjected to power in excess of its published power rating. This warranty does not cover cosmetic scratches or any other appearance item; damage or defects resulting from alterations or modifications not authorized in writing by Pioneer; accident, collisions, misuse or abuse; the use of unauthorized parts or labor; improper installation or maintenance; lightning or power surges; subsequent damage from leaking; damage from inoperative batteries; or the use of batteries not conforming to those specified in the owner's manual. This warranty does not cover the cost of parts or labor that would otherwise be provided without charge under this warranty obtained from any source other than Pioneer. Altered, defaced, or removed serial numbers void this warranty.

NO OTHER WARRANTIES

TO THE FULLEST EXTENT PERMITTED BY LAW, PIONEER MAKES NO REPRESENTATIONS OR WARRANTIES OR ACCEPTS ANY CONDITIONS WITH RESPECT TO THIS PRODUCT EXCEPT AS STATED IN THIS DOCUMENT. PIONEER LIMITS ITS OBLIGATIONS UNDER ANY IMPLIED WARRANTIES AND CONDITIONS INCLUDING, BUT NOT LIMITED TO, WARRANTIES AND CONDITIONS, WHETHER EXPRESS OR IMPLIED, OF MERCHANTABILITY AND FITNESS FOR A PARTICULAR PURPOSE, TO A PERIOD NOT TO EXCEED THE WARRANTY PERIOD. NO WARRANTIES OR CONDITIONS SHALL APPLY AFTER THE WARRANTY PERIOD. Some states and provinces do not allow limitations on how long an implied warranty lasts, so the above limitations or exclusions may not apply to you.

This warranty gives you specific legal rights, and you may also have other rights which vary from state to state or province to province. To the extent any provision of this limited warranty is deemed invalid or unenforceable under applicable law, such determination will have no effect on the remaining provisions, which will continue in full force and effect.

TO OBTAIN SERVICE

In the U.S.A. or Canada, to receive warranty service, you need to present your sales receipt showing place and date of original owner's transaction.

Please contact one of the following to obtain service:

Your Authorized Pioneer Dealer - Your Pioneer Dealer may repair or replace your unit or refer you to an Authorized Pioneer Service Company. Your sales receipt should list the contact information (phone number, fax, email, etc.) for your Dealer.

Pioneer Customer Support - Can advise the optimal service option for your model and geographic location. Please call us at 1-800-421-1404 or visit www.pioneerelectronics.com (for USA) or http://www.pioneerelectronics.ca (for Canada), click on "Support," then select "Contact Us."

Your Authorized Pioneer Service Company - Can perform repairs for most Car Electronics, Speaker and Accessory products and advise other options as applicable. Please visit Pioneer's website, click on "Support," and select "Find a Service Center."

Shipping Your Unit for Service - YOU MUST FIRST CONTACT PIONEER TO GET RETURN AUTHORIZATION. PLEASE DO NOT SEND IN YOUR PRODUCT WITHOUT CONTACTING CUSTOMER SUPPORT. If you have a return authorization number, please package the product carefully and send it transportation prepaid by a traceable, insured method to an Authorized Pioneer Service Company or Pioneer. Use adequate padding material to prevent damage in transit. Include your name, address and a telephone number where you can be reached during business hours.

For questions about your product, please contact Pioneer Customer Support as described above or write to us at:

Customer Support
Pioneer Electronics (USA) Inc.
P.O. Box 1720
Long Beach, California 90801 U.S.A.

DISPUTE RESOLUTION

Following our response to any initial request to Customer Support, should a dispute arise between you and Pioneer, Pioneer makes available its Complaint Resolution Program to resolve the dispute. The Complaint Resolution Program is available to you without charge. In the U.S.A., you are required to use the Complaint Resolution Program before you exercise any rights under, or seek any remedies, created by the Magnuson-Moss Warranty Act but may be entitled to file suit under state law without using the Complaint Resolution Program. To use the Complaint Resolution Program, call 1-800-421-1404 and explain to the customer service representative the problem you are experiencing, steps you have taken to have the product repaired during the warranty period, and the name of the authorized Pioneer Dealer from which the Pioneer product was purchased. After the complaint has been explained to the representative, a resolution number will be issued. Within forty (40) days of receiving your complaint, Pioneer will investigate the dispute and will either: (1) respond to your complaint in writing informing you what action Pioneer will take, and in what time period, to resolve the dispute; or (2) respond to your complaint in writing informing you why Pioneer will not take any action.

RECORD THE PLACE AND DATE OF PURCHASE. KEEP THIS INFORMATION AND YOUR SALES RECEIPT IN A SAFE PLACE

Model No. _____ Serial No. _____ Purchase Date _____
Purchased From _____