



RCC-112-BTS BEHIND-THE-SCREEN SYSTEM

An ultra-premium, high performance behind-the-screen LCR/Sub system for 112"-121" wide screens

18" high output polyfiber cinema subwoofer drivers

15" high output polyfiber cinema woofers

3" titanium HF cinema compression drivers

90° x 60° Tractrix® Horns

Modular design ensures full coverage, easy installation, with no light creep

Premium double braced MDF construction with high impact textured black finish



For decades, Klipsch has ruled the professional cinema space with exceptional sounding, high output cinema speakers designed and built at our factory in Hope, Arkansas. Now the same components used in those speakers all over the world can now bring movie night home.

Utilizing the same acoustic and network components as our legendary professional cinema speakers, the all new Real Custom Cinema systems are specifically designed to bring the exceptional performance and power of these professional speakers to the home theater.

The modular false-wall design allows for incredibly easy system design and installation, while eliminating light creep from behind the screen for a professional cinema experience - acoustically and visually.

Introducing the Real Custom Cinema Series from Klipsch. High performance, professional grade cinema speakers for the home. Proudly designed, engineered, and built in Hope, Arkansas, USA.

SPECIFICATIONS

SPEAKER SYSTEM	Behind-The Screen LCR/SUB System for Screens 112"-121" in Width
MAX CONTINUOUS OUTPUT	130 dB
MAX PEAK OUTPUT	136 dB
SYSTEM FREQUENCY RESPONSE	17 - 20kHz
POWER HANDLING	LCRs (Each): 400W Continuous, 1600W Peak SUBS (Each): 600W Continuous, 2400W Peak
SYSTEM SENSITIVITY	107 dB, 2.83V @ 1m, 1/2 space
HORIZONTAL COVERAGE	90° +/- 20 (1.1kHz - 20kHz)
VERTICAL COVERAGE	60° +/- 20 (2.2kHz - 20kHz)
NOMINAL IMPEDENCE	8 Ohm
MINIMUM RECOMMENDED AMPLIFIER POWER	LCRS: 250W RMS SUBS: 500W RMS
HIGH FREQUENCY DRIVERS	(3) K-691 3" Titanium Compression Driver Mounted on a K-510-M Horn
LOW FREQUENCY DRIVERS	(3) K-45-ST 15" Polyfiber Woofers
SUBWOOFER DRIVERS	(2) K-49-EP 18" Polyfiber Woofers
ENCLOSURE TYPE	Double Braced Dado and Rabbit MDF
INPUTS	Dual 5-Way Binding Posts
SYSTEM HEIGHT	55" (139.7 CM)
SYSTEM WIDTH	111.5" (283.21 CM)
SYSTEM DEPTH	20.25" (51.44 CM)
SYSTEM WEIGHT	683 LBS (309.80 KG)
FINISH	Textured Black Paint
RECOMMENDED SCREEN WIDTH	112" - 121"
RECOMMENDED SCREEN SIZE (DIAGONAL)	16:9: 128" - 140" 1:2.35: 122" - 132"



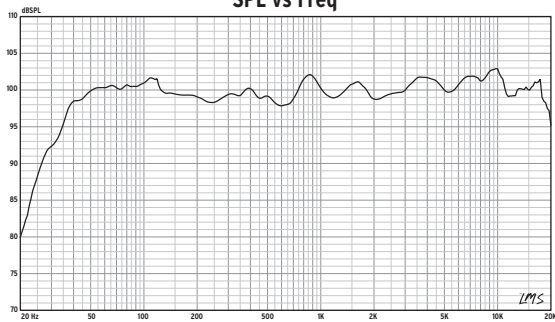
3502 WOODVIEW TRACE INDIANAPOLIS, IN 46268 | KLIPSCH.COM/PRO
All specifications are subject to change without notice.
©2020 Klipsch Group, Inc. Klipsch and Tractrix are registered trademarks of Klipsch Group, Inc.
A wholly-owned subsidiary of Vox International Corporation.

1 3M, Half-space anechoic
2 Calculated at 1M half-spaced at power handling power input
3 SPL at 1M, half-spaced anechoic with 2.83 (1W) volts input
4 AES standard, continuous pink noise, 6dB peaks

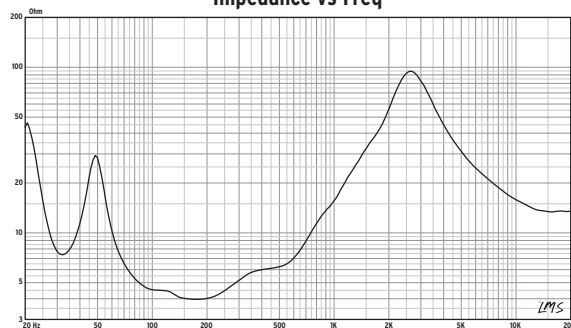


RCC-112-BTS LCR SPECIFICATIONS

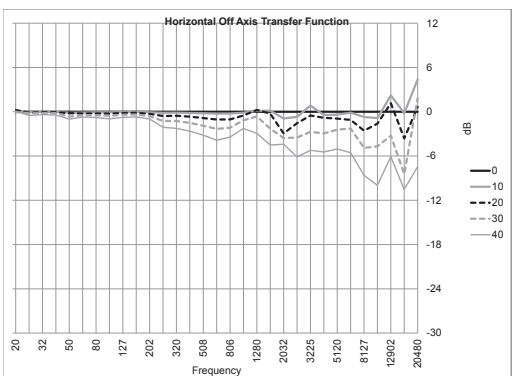
SPL vs Freq



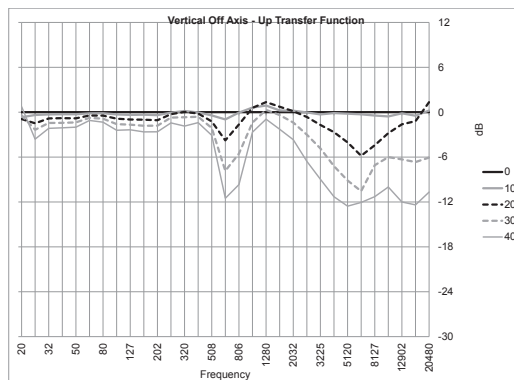
Impedance vs Freq



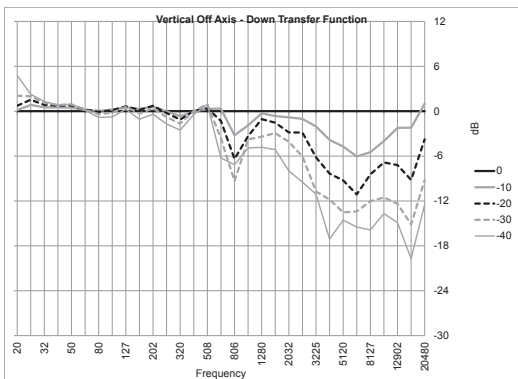
Horizontal Off Axis Transfer Function



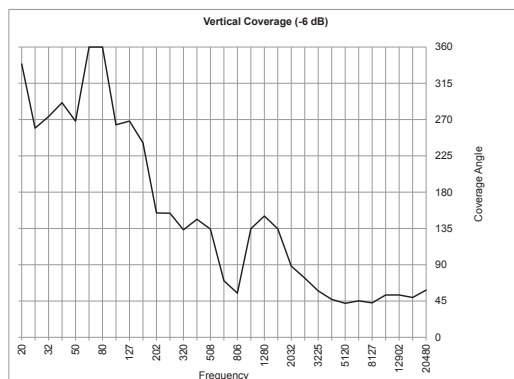
Vertical Off Axis - Up Transfer Function



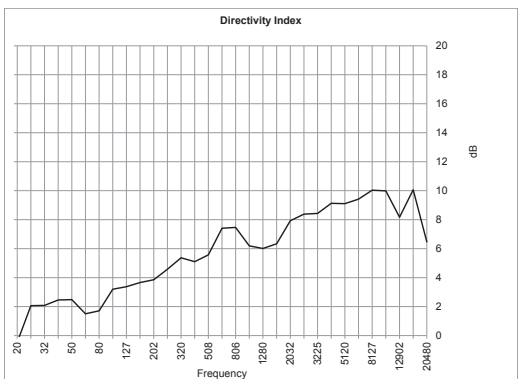
Vertical Off Axis - Down Transfer Function



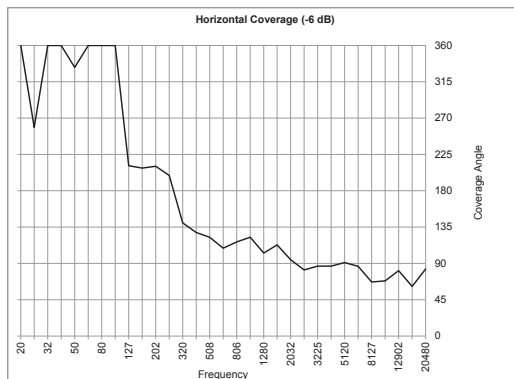
Vertical Coverage (-6 dB)



Directivity Index



Horizontal Coverage (-6 dB)



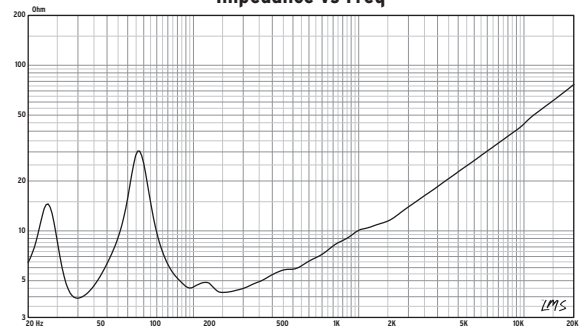


RCC-112-BTS SUBWOOFER SPECIFICATIONS

SPL vs Freq



Impedance vs Freq





RCC-112-BTS POLAR RESPONSE SPECIFICATIONS

VERTICAL 1/3 OCTAVE POLARS

HORIZONTAL 1/3 OCTAVE POLARS

