


Power the Dash Cam

Use one of the following options

The included cable options vary depending on the dash cam model purchased.



12V Power Cable



Hardwiring Cable*



OBD-II Cable*



- *To enable Parking Surveillance mode, the dash cam needs to be powered by either the OBD-II Cable or Hardwiring Cable (professional installation recommended).
- We strongly recommend professional installation by a trained mechanic. Contact an authorized service center to connect the hardwiring cable to the vehicle. If the product is not installed properly, the product may be damaged, or an electrical fire or electrocution may occur.

Download the App

Download the THINKWARE DASHCAM LINK App

On your smartphone, open the Google Play Store or Apple App Store and download and install **THINKWARE DASH CAM LINK**.



THINKWARE DASH CAM LINK



Apple Store (iOS)



Google Play Store (Android)

Connect to the App

Follow the on-screen instructions

1. Press the Wi-Fi  button on the Dash Cam for at least 3 seconds.

- 1 Hold for more than 3 sec

- 2 Wi-Fi LED Blue Flickers



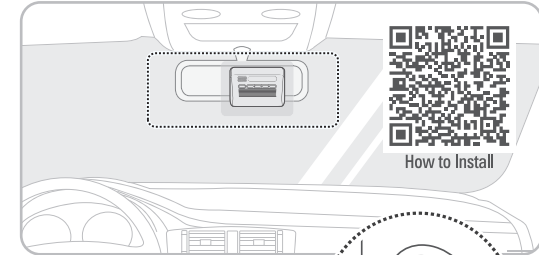
Won't Connect to the App?



Install the Front Camera

Selecting an installation location

Install the front camera at the center of the windshield without blocking the driver's view while driving.



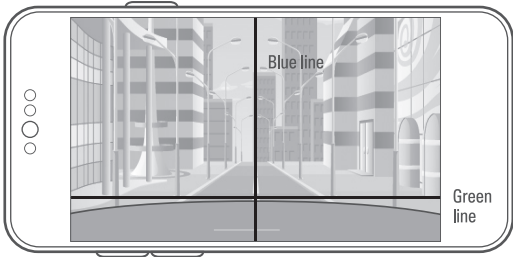
- Remove the protective film from the dash cam lens.



Install the Front Camera

Open Live View in the app

- Blue line with the center
- Green line with the front edge of the hood



Dash Cam Settings in the App

Default settings out of the box

The default settings are as follows, and you have the option to adjust them according to your preference.

Options	Description
Voice Recording	Enabled
System Volume	0 1 2 3
Parking Mode	Motion Detection
Smart Parking Recording	Enabled
Battery Protection	Enabled Vehicle Type : Regular car
Super Night Vision	Parking Mode
HDR	Enabled
Safety Camera	Enabled
Speed Stamp	Disabled

FAQ & Help Desk

Still have questions or issues?

For further assistance or to report any issues, please contact our support team.

- North America
1 (844) 865-9273
support@thinkware.com
- United Kingdom
44 (0) 333-121-0008
support.eu@thinkware.com
- European Union
(+49) 69-943-22200
support@thinkware.com



FAQs & Help Desk

Please refer to CS Information QR in the box for other countries.

THINKWARE DASH CAM™

Quick Start Guide -1CH

